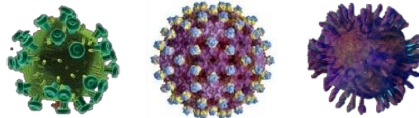




Bloodborne Pathogens

HIV, HBV, HCV



General Information

Bloodborne pathogens are infectious microorganisms present in blood that can cause disease in humans. These pathogens include, but are not limited to, hepatitis B virus (HBV), hepatitis C virus (HCV), and human immunodeficiency virus (HIV), the virus that causes AIDS. Workers exposed to bloodborne pathogens are at risk for serious or life-threatening illnesses.

All of the requirements of the (Occupational Safety and Health Administration) OSHA's Bloodborne Pathogens standard can be found in Title 29 of the Code of Federal Regulations at 29 CFR 1910.1030.

The standard's requirements outline what employers must do to protect workers who are occupationally exposed to blood or other potentially infectious materials (OPIM), as defined in the standard. That is, the standard protects workers who can reasonably be anticipated to come into contact with blood or OPIM as a result of doing their job duties.

Hepatitis: the word hepatitis means inflammation of the liver and also refers to a group of viral infections that affect the liver. The most common types are hepatitis A, hepatitis B, and hepatitis C. The delivery of healthcare has the potential to transmit hepatitis to both healthcare workers and patients. Outbreaks have occurred in outpatient settings, hemodialysis units, long-term care facilities, and hospitals, primarily as a result of unsafe injection practices; reuse of needles, finger stick devices, and syringes; and other lapses in infection control.

- **Hepatitis B:** is a liver disease caused by the hepatitis B virus (HBV). HBV can cause lifelong infection, cirrhosis (scarring) of the liver, liver cancer, liver failure, and death.
- **Hepatitis C:** is a liver disease caused by the hepatitis C virus (HCV). HCV can cause lifelong infection, cirrhosis, or liver cancer.



Human Immunodeficiency Virus (HIV): is the virus that can lead to acquired immune deficiency syndrome (AIDS). HIV destroys white blood cells called CD4+ T cells, which are crucial to helping the body fight disease. This results in a weakened immune system, making persons with HIV or AIDS at risk for many different types of infections. Although HIV transmission is possible in healthcare settings, it is extremely rare. However, proper sterilization and disinfection procedures are required to prevent infection risks. Most exposures do not result in infection.

























Transmission HBV, HCV, and HIV in Healthcare Settings

HIV, HBV and HCV are spread by contact with the blood of an infected person. The spread of these viruses from one person to another in healthcare settings is rare, but can occur. This contact is primarily through contaminated needles, syringes, or other sharp instruments.

Medical experts emphasize that the careful practice of infection control procedures, including standard precautions (i.e., using protective practices and personal protective equipment to prevent transmission of these viral infections and other blood borne infections), protects patients as well as healthcare providers from possible transmission in medical and dental settings.

Cleaning and Disinfection

Bloodborne pathogens are enveloped viruses that are susceptible to the following Diversey disinfectants:

Product	Oxivir® 1 RTU / Wipes	Oxivir® Tb RTU / Wipes	Oxivir® Five 16	Alpha® HP Multisurface Disinfectant Cleaner	Avert™ Sporicidal Disinfectant Cleaner/Wipes	Virex® II 256	Virex® Tb	Virex® Plus	Expose® II 256	MoonBeam®3 UV Disinfection
Contact Time (Min)	1	1	5	5	1	5	3	3	10	3
										
Product	Oxivir® Tb RTU / Wipes	Oxivir® Plus (Concentrate)	Virox® 5 Concentrate	Virox® 5 (RTU & Wipes)	Percept ^(TM/MC) (Concentrate, RTU & Wipes)	Virex® II 256	Avert™ Disinfectant Cleaner			
Contact Time (Min)	1	5	5	5	5	5	1			
										
Product	Accel® INTERVENTion RTU/Wipes	Accel® PREVENTion RTU/Wipes	Accel® PREVENTion Concentrate	Rescue® (Liquid, Gel & Wipes)						
Contact Time (Min)	1	3	5	1						
										



What does OSHA currently accept as "appropriate" disinfectants to prevent the spread of HIV and HBV?*

A review of the initial intent of the Bloodborne Pathogens Standard that specifically deals with the cleaning of contaminated work surfaces, i.e., 1910.1030(d)(4)(ii)(A), reveals that OSHA intended to provide a performance-based provision that would allow for future development of "appropriate disinfectant" products. OSHA has reviewed the information on the disinfectants and has reconsidered its position on EPA-registered disinfectants that are labeled as effective against HBV and HIV. OSHA's current stance is that EPA-registered disinfectants for HIV and HBV meet the requirement in the standard and are "appropriate" disinfectants to clean contaminated surfaces, provided such surfaces have not become contaminated with agent(s) or volumes of or concentrations of agent(s) for which higher level disinfection is recommended.

It is important to emphasize the EPA-approved label section titled "SPECIAL INSTRUCTIONS FOR CLEANING AND DECONTAMINATION AGAINST HIV-1 AND HBV OF SURFACES\OBJECTS SOILED WITH BLOOD\BODY FLUIDS." On the labels that OSHA has seen, these instructions require:

1. Personal protection devices for the worker performing the task;
2. That all the blood must be cleaned thoroughly before applying the disinfectant;
3. That the disposal of the infectious waste is in accordance with federal, state, or local regulations; and
4. That the surface is left wet with the disinfectant for 30 seconds for HIV-1 and 10 minutes for HBV."

*Source: <https://www.osha.gov/html/faq-bbp.html> (last accessed August 29, 2013)

What is the best way to clean up a blood spill?

- A. Carefully! Any sized spill of blood can be safely cleaned up by any person as long as they follow the proper procedures and protective measures.
- B. Start by keeping other people from walking through the area. Put on gloves to protect your hands.
- C. Cover the spill with paper towels; spray them with disinfectant until they are sopping wet. Allow to sit 5-10 minutes.
- D. Wipe up the area and repeat if necessary.
- E. Collect the towels in a trash bag.



- F. Do not handle pieces of broken glass and other sharp objects with your bare hands; use a small broom and dustpan, tweezers, or other device. After removing gloves, thoroughly wash your hands with soap and water. For small blood spills, the material may be discarded in the regular trash.
- G. For items dripping with blood, they should be disposed of as infectious waste.